



warragul camera club Inc.

www.warragulcameraclub.org

WCC 2024 DATES TO REMEMBER

May

Monday 6th Club Meeting at RSL – Judging of “Close Up”

Competition Entries for “Open” close at 11:30 pm

Monday 20th Workshop – Monochrome Photography

Des Lowe Via ZOOM

WCC National Competition & Exhibition

National EXHIBITION- 17th 18th 19th May 2024

Put these dates in your diary!

From the Vice President/Tutorials ...

This month I am filling in for our president, Russell Monson, who is enjoying a well-deserved holiday.

The month of April

What an amazing month we have had.

- Our big judging day for the 51st Warragul National. Thanks to Adrienne, her committee and all the club members who took part. It is always interesting not only to view some amazing images but also to get an insight into the judging process. Well worth being part of this day. I hope everyone enjoyed the experience.
- Workshop on Understanding Your Camera. Thank you, Bruce, for a very interesting and informative evening. These workshops really do teach us a lot in an informal setting. It is wonderful to see members willing to share their knowledge for the benefit of all. See more below.

- Kayren's colourful mystery outing. Thank you, Kayren, for a fun activity shared by a dedicated group of members. The lunch venue also worked VERY well! It is so good having members step up and organise these activities. If you have any ideas about possible outings and especially if you are interested in organising one, please have a chat with Ron Paynter or any committee member. We are in need of assistance.

What is in store for May?

- The national exhibition will be on at the West Gippsland Arts Centre from 17th to 19th May with the awards ceremony on at 2pm on Sunday 19th May. Please keep an eye out for Adrienne's calls for assistance. It is a big job needing many helping hands.
- This month's workshop is on Monochrome Photography and is being run by Des as a Zoom meeting. Keep an eye out for more details from him. Please remember to register!
- The May outing is planned for Sunday 26th May with a visit to Port Albert for amazing landscapes/seascapes etc. followed by Fish and Chips for those wanting to partake at their well-known café.

The VAPS annual convention is on 14-16 June at Federation University Australia, Berwick.

They are well worth attending. More information below.

Please note that the venue for the workshop in June, Creative/Experimental, has been changed to the Community Bank, Drouin, and District meeting room.

May you have many and varied photographic experiences throughout May.

Jane Woodcock

Vice-President Tutorials

Sizing Photos for Newsletter

To make it easier for the Newsletter editors, please send any photos using the same sizing as you would for a club competition. For good reproduction on an A4 page from a PDF or to display the newsletter on screen, an image reduced to fit within 1920x1080 pixels is way big enough. There would be no improvement in perceptible image quality with a higher count image.

Also, when sending a photo direct from your phone, if the system offers you the option of sending **full sized** or **reduced**, please choose **reduced**. Again, plenty big enough with a modern multi-megapixel phone!

A WORD FROM THE NEWSLETTER EDITOR

A huge 'THANK YOU' to Denise Whittaker and to Jane and David Woodcock for your wonderful work on organizing the newsletter whilst I was away in Japan. It was much appreciated. I know how tricky aligning text and photos can be in Word, so well done everyone, especially Denise.

This newsletter is for everyone to enjoy, and the Editor would love to hear from you...

PLEASE NOTE!!!! PLEASE DO NOT SEND A PDF FILE. I ONLY WORK IN WORD. Maybe a heads up on a YouTube tutorial you would recommend or a photographer you follow on social media that others may not (or may) know about. Tell us about yourself...how did you get into photography? Member profiles are always welcome as are ideas for articles in the newsletter. A great example is this recommendation from Gary Smith. Thanks Gary.

Hi Kathy,

"Life Magazine is set to be revived by model Kalie Kloss, you can read all about it on: <https://www.theguardian.com/media/2024/mar/28/life-magazine-kalie-kloss-joshua-kushner> "

Results, "A Nautical Look at Life", April 2024

Judge: Darryl Whitaker

A Grade Prints

Title	Entrant	Points	Place
Skeleton Crew	Des Lowe	15	1st
Misty Sails	Robyn Rosenboom	14	2nd
An Old Dinghy	Gary Smith	14	3rd
Auckland Harbour	Mike Moore	13	HC
Empty Cray Pots	Bruce Langdon	13	HC
Mooring rope, ripples and reflections	Nigel Beresford	13	HC
Chilli Orange		12	
Griffith-Island-Lighthouse		12	
K'gari Wreck		12	
Ball and chain		11	
Blue Bow		11	
Knots		11	
Oban Pair		11	
On The Way		11	
Red Basket		10	
Renovating their yacht		10	

B Grade Prints

Title	Entrant	Points	Place
Big Anchor on a Hill	Kayren Browne	15	1st
Colourful Oldie	Kayren Browne	14	2nd

A Grade Digital

Title	Entrant	Points	Place
Fishing fleet at anchor	Terrie O'Dwyer	15	1st
Rockpool Lighthouse	Robyn Rosenboom	14	2nd
Sturdy Whale	Jack Gargas	14	3rd
Jetty at Seisia	Terrie O'Dwyer	13	HC
Last person aboard	Paul Robinson	13	HC
shipwreck	Ruth Burleigh	13	HC
Cruise Liners Lining Up		13	
elements of light		13	
Sailing up to the Glacier		13	
What's for Lunch?		13	
Auroa-Australis		12	
Early Morning Fishing		12	
Home on Water		12	
Kitty Miller Bay		12	
Lets Go		12	

Moored from above		12	
Night Work		12	
Run Aground?		12	
Solva Harbour, Wales		12	
Spent.		12	
SS Maheno Shipwreck		12	
Sunday Sail		12	
Tied Up		12	
Traps		12	
Urangan Pier.		12	
Venetian marketplace		12	
Yachts, cruise ship and city		12	
A Submariners Life		11	
Boats on the Bay		11	
Cockato Island Fitzroy Dock		11	
Grand Canal		11	
Griffith-Island-Lighthouse-2		11	
Morning in Williamstown		11	
Nautical navigation post		11	
Old Pier		11	
Port Albert		11	
Red Cover, green hose		11	
The Bow		11	
the Duck Pond		11	
Welsh Retirement		11	
Bosuns WhistleMarines navy2		10	
H Mas Jervis Bay		10	
Loch Leven Anchorage		10	

B Grade Digital

Title	Entrant	Points	Place
Paddling away	Enza La Rocca	15	1st
Santa Maria Rigger	Kayren Browne	14	2nd
Beware	Jan Bennett	14	3rd
In the harbour		13	
Juno , Built in 1854.		13	
Just Hanging Above The Ocean		13	
Roped In-219		13	
At anchor		12	
Black And Gold		12	
The bow		12	
The Loner in The Bay		12	
Des-366		11	
Large & Small		11	
Not Cooks		11	
Renmark Murray River Cruise _1080		11	
Watching		11	


A Grade Creative

Title	Entrant	Points	Place
Anchor Rope	Des Lowe	15	1st
Sunset Signals	Phillip Keath	14	2nd
HydroFoil windsurfer	Nigel Beresford	13	3rd
Griffith-Island-Lighthouse-Oil Painting	Gary Smith	13	HC
Freedom		12	
Gone Fishing		12	
Green		12	
Moored at dawn		12	
Mooring at Lakes Entrance		12	
Orange Net		12	
Pacific Adventure at Eden Wharf		12	
Pilot Boat Oil Painting		12	
Tenby Lifeboat Mary Gabriel		12	
Twilight Zone		12	
Australia Navy 2		11	
Coming Home		11	
The last fishermen		11	
Women navy hat WREN 1		11	

B Grade Creative

Title	Entrant	Points	Place
Sea sick	Kayren Browne	13	1st

Congratulations to David Woodcock (GMAPS)



I am so pleased to be able to announce that David Woodcock has been awarded the Australian Photographic Society (APS) honour of GMAPS (Grand Master Australian Photographic Society) APS awards photographers who achieve various milestones by entering their images into national and international competitions.

Before a person can apply for GMAPS they have had to achieve 4 other levels. LAPS (Licentiate APS), AAPS (Associate APS), FAPS (Fellow APS), and MAPS (Master APS), usually across 4 to 5 years.

To achieve GMAPS David had to receive 300 **new international** acceptances using **new images** (i.e. nothing that he has used before), a minimum of 20 acceptances from Australian internationals and a minimum of 20 different titles (images) obtaining awards from 9 different countries.

The following Chart helps explain the various levels and their associated requirements before a person can be awarded each honour.

Honour Sought	LAPS	AAPS	FAPS	MAPS	GMAPS
Minimum no. of acceptances	50	100	200	300	300
Can use national acceptances	Yes	Yes	No	No	No
Can Use acceptances from previous honours		Yes	Yes [@]	No	No
Titles used for previous honours		Yes	Yes	No	No
Min. Accept. From APS national/internationals	n/a	5	10	15	20
Minimum different titles awarded	n/a	5	10	15	20
Min. different awarding countries			5	7	9
Max awards per country		2*			

[@] National acceptances and awards previously used in LAPS or AAPS may NOT be included.

* Except for Australia which is unlimited

Congratulations David!

Jane Woodcock

MEMBERSHIP SUBS DUE

Our annual membership fees are due in May and I would encourage everyone to get in early and pay your fees.

The 2024 fees remain the same as last year and are set out below:-

Individual Full	\$ 75.00
Family Full:	\$ 125.00
Junior /Student:	\$ 65.00
Individual Pension:	\$ 65.00
Family Pension:	\$ 110.00
Associate:	\$ 20.00

Payment can be made by direct debit:

WCC
Bendigo Bank
BSB 633 000
Account 1337 12042

Please put "Subs" and your "Initial & Surname" in the references.

Alternatively we will have an EFTPOS Machine available at the May meeting where members can pay their subs.

Please help our club stay viable and interesting by renewing your membership.

POINT LEO OUTING DAY

A big Thank you to Des Lowe, Jan Bennett and Jane Woodcock for the following photos.

JAN BENNETT



JANE WOODCOCK



DES LOWE



Mysteries of Photography #5: Black and White Conversion

Most of us live in a world of colour but Black and White (monochrome) images are appreciated by many or most of us and it is not just something that has been learned. If you go into the dark, the colour receptors in our eyes (the cones) switch off and the panchromatic receptors (rods) take over and we have no perception of colour. (Don't try to choose a shirt in a dimly lit walk-in robe, you might get a shock when you walk outside!)

There is nothing inherently "unnatural" about an image without colour.

While we now all have cameras that capture images in colour, it would be hard to argue that some images look good with the colour removed. The question is, what is the best way to do

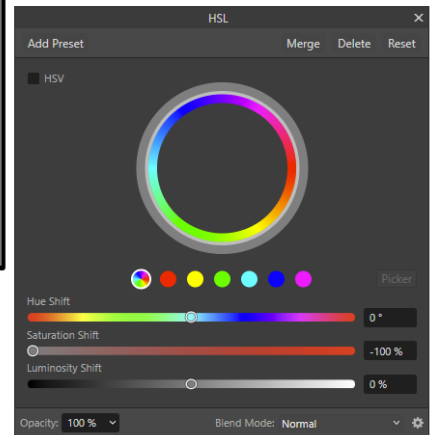

this?

Let's make a test system with black, white and the gamut of colours constructed using the HSL colour model. (HSL: Hue Saturation Lightness). Why use HSL? Use it because it is easy to choose the colour you want for your colour patch. Below, you can see how the red and green patches have been colorized. Simply choose the colour on the Hue slider, set saturation to 100% and Lightness to 50%. The others were done exactly the same way but with the Hue slider moved to appropriate part of the colour spectrum.

Every HSL colour patch has an equivalent RGB value. It is just easier to set this all up using HSL.

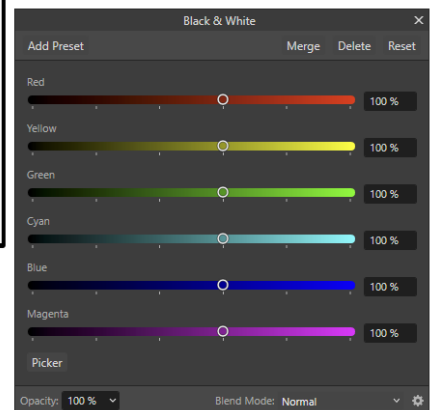



This is now our test system to see how best to do a B&W conversion. Let's desaturate the image using the HSL Adjustment by moving the saturation slider to 0%. (All examples done using Affinity Photo)



We now have a B&W image but where is the differentiation between all the colours?
Definitely not a good way to do an optimal B&W conversion!

Let's try another way. Let's try the B&W Adjustment instead. Disaster!




Now all the colour patches are pure white!

There must be a better way. Our eyes (and brain) register different colours as having different intensities. We are most sensitive to green, less so to red and the least to blue. The formula for sensitivities is:

59% Green, 30% Red and 11% Blue

Let's apply this to our B&W Adjustments.



For yellow that lies between red and green on the spectrum, the slider has been set as the sum of the sensitivities for red plus green (i.e. yellow equals 30% + 59%). Similarly for cyan and magenta. With our B&W sliders set like this, we now have a distinct differentiation between the different colours.

This does not mean that every B&W conversion should use these values for each of the sliders. However, it is a good place to start.

In practice, adjust each slider to bring out features that to you produces the most pleasing result in your particular image. However, the primary take home message is *don't just use a standard monochrome conversion!*

This article is completely based on an Affinity Photo tutorial available on YouTube presented by a young lady called Ally. Try it Photoshop and tell me if you get a different result!

David Woodcock

Workshop - Understanding Your Camera, 15th April

Bruce Langdon presented a very interesting workshop assisting us to better understand our cameras. All you thought you wanted to know and more!

A great opportunity to revisit the various functions/buttons that many of us have been ignoring. Well, I have been!

A number of experienced photographers in the group were also willing to assist. A lot of information, questions, and discussion.

A very inspiring evening.

Thank you, Bruce.

Jane.

THANK YOU TO JANE WOODCOCK FOR HER PHOTOS OF THE NIGHT



Member Profile...Introducing..... RUSSELL MONSON

My earliest recollection of interest in photography was in my primary school years (maybe earlier). My father's camera was a Kodak Autographic Brownie (a roll film, bellows style camera with a stylus which could be used to annotate each or any exposure directly onto the film through a slot in the back.) This was the only camera in our family until my sister bought her own after she started work.

My first experience of taking photos on my own was using a camera borrowed from my brother to document an interstate trip while at university. It was shortly after this that I bought my own, a Minolta SRT Super (also known as SRT 301) with a 50mm prime lens.

I joined the Warragul Camera Club in the mid-70s and continued until work and family changed the focus of my photography to recording family events and family holidays.

My first digital camera a 2Mp digital Canon purchased for a trip across China to the UK in 2003. Lots of fun capturing market scenes, street scenes and landscapes recharged my interest in photography. The instant availability of images was also a new feature – digital was new here, but very new in western China, and on more than one occasion my camera was taken by the subject of a market shot so that he / she could show their friends the photos that had just been taken.

Roll forward to 2012 and having retired from full time work a while earlier, I rejoined the Warragul Camera Club.

Family and travel continue to be a focus for photography (in fact I think you could say that photography is a focus for the travel – being fortunate to be able to enjoy travel in Australia and overseas). Monthly competitions stretch my imagination and repertoire of images, as more often than not the back catalogue from family and travel doesn't fit the definitions. Entry into National and other competitions (such as in Australian Photography) also challenge my work in terms of time and subject matter, but it is always a buzz to gain an acceptance (or better) from any judge.

One of the benefits of digital photography is the instantaneous outcome. I like to try and get the image 'right' in the camera, and not rely / resort to heavy manipulation to produce the desired outcome.

Sharing a passion for photography with Carol, and her experience and knowledge of the visual arts, has stimulated and educated my eye for subject matter, the club and competing in competitions are the main drivers and resources of my development as a photographer / artist. Studying for the Advanced Diploma of Photography at Photography Studies College provided an added structure to my learning, with many opportunities to extend both skill and knowledge. Club workshops and outings, impromptu outings with other club members, and a partner with a shared interest in both photography and travel makes it a lot easier to get out there and take photos.

VAPS Annual Convention

2024 Convention

Federation University Australia Berwick

14-16 June

Registrations now via www.vaps.org.au and look under the convention tab.

VAPS (Victorian Association of Photographic Societies) holds an annual Convention every year where members of different camera clubs come together to learn more about photography. There are presentations by guest speakers, workshops, and photographic excursions to participate in and of course interaction with members from other clubs. It is a great forum for exchanging ideas about the activities of other clubs.

Features of the Conventions include:

- Presentations by guest speakers who may be professional photographers or who may work in allied professions
- Workshops and outdoor location photo shoots conducted by experienced photographers
- The annual VAPS Interclub Competition
- Saturday evening Annual dinner and Friday evening pre-convention social event
- Presentation of awards for both years of service to one or more clubs, and for service to the photography movement in Victoria
- The Convention Booklet,

As VAPS hold their conventions right across Victoria this is a wonderful opportunity to attend a convention close to home, thus avoiding the extra expenditure of accommodation. Perhaps attend with other WCC members and share the driving. Jane

External Competitions

- Firstly, a big thank you to those members who submitted framed images for the Thru Life Display it's all over now and as I write some of the images have been collected and some yet to be collected. I have an issue with the packaging of some of the entries. This important and not only applies to this competition it applies to all competitions.

The images have to be transported to and from and carried from cars to display areas, but plastic bags are also not suitable for this purpose it offers not protection. Presentation doesn't stop with your image. Please consider the safety of your images and the people who have to unpack and repack your images. Make sure your name is clearly marked on all your packaging. We do our best to look after your images but it's up to you to ensure your images are travel safe. The folio bags you get from Office Works, or the like are great for unframed images but not big enough for framed images.

- VAPS Interclub entries have been submitted including the club AV entry 'Middle of Everywhere'. Thanks to Bruce Langdon for his help sorting some file issues I had with the AV.


- Australia Cup “This is Australia” entries have now closed with 26 entries, and we will be organising a selection committee to select the final entries to this competition.
- Phillip Island CC interclub is the very first interclub between Phillip Island and Warragul and they are very keen to foster more interaction between our clubs. It will be an all-digital competition; I will need your two entries by the 3rd June Meeting night uploaded to our club website.
- Gippsland Interclub South Gippsland Hosting. I will need your images by July meeting night, you can submit 2 images per member on white matts, exactly 16” x 20” please not 40 x 50cm that size does not fit our club frames, any size image within that size matt. Your club can enter 10 images into this competition if we get more than 10 submitted our selection panel will then choose the 10 to represent our club. Digital version of your entries to be uploaded to the club website please. The exhibition will run at Coal Creek, Korumburra from 17th August to 16th September. Opening will be on 17th August at 2.00pm. The gallery will be closed on the 17th until approx. 2.00pm to permit judging and collation of score etc.
There is good accommodation and food outlets in Korumburra and Leongatha and surrounding areas.
- Pakenham Nation entries: Entries will close on Saturday 14th September 2024. The Exhibition is from Oct 4th to November 4th.
- 10 Portrait Competition hosted by Melbourne CC this also will be advised but you might like to think about your entries into this competition.



I would like to congratulate those members who have been selected by our selection panel to represent our club in this years Australian Cup competition.

I would also like to thank all those members who submitted images to our panel. If your image didn't get chosen I am sorry, we had a limit of 20 images. Please see below a list of the accepted images.

On Friday 26th July 2024 there will be a virtual award presentation. An electronic catalogue will be sent to our club on the 31st July. As soon as I get further information, I will let you know.



After Hours – Robyn Wright



Avian Angel – Terrie O’Dwyer



Eyre Peninsula Coastline – Bruce Langdon



Fossils Tasmania 1 Christina Robinson



Gwalia Miner House – Russell Monson



I Love Her Jewelled Sea – Terrie O’Dwyer



In The Aussie Wool Shed – Keith Ward



Kalkadoon Hotel – Russell Monson



Kings Canyon Rim Walk -Mike Moore



Kneeboarder 2 – Mike Moore



Mona Interior 1- David Woodcock




New Life After Aussie - Fires Keith Ward



Queenscliff South Pier – Robyn Rosenboom



Red Green Gray -David Woodcock



Salt awaiting shipment – Jane Woodcock



Saturday Sermon – Helen Cross



Sydney Opera House – Robyn Wright



Three Wise Aussie Men – Robyn Wright



Weekend Warriors - Helen Cross



Which Way – Jane Woodcock

Future Events to keep in mind.

Phillip Island CC interclub is the very first interclub between Phillip Island and Warragul and they are very keen to foster more interaction between our clubs. It will be an all-digital competition; I will need your two entries by the 3rd June Meeting night uploaded to our club website.

Gippsland Interclub South Gippsland Hosting

July meeting night, I will need your images by this meeting night, you can submit 2 images per member on **white** matts, exactly 16" x 20" please not 40 x 50cm that size does not fit our club frames, any size image within that size matt. Your club can enter 10 images into this competition if we get more than 10 submitted our selection panel will then choose the 10 to represent our club. Digital version of your entries to be uploaded to the club website please.

The exhibition will run at Coal Creek, Korumburra from

17th August to 16th September. Opening will be on 17th August at 2.00pm.

The gallery will be closed on the 17th until approx. 2.00pm to permit judging and collation of score etc.

Some members make these Interclub events a camping weekend SGCC have sent through this message 'there is good accommodation and food outlets in Korumburra & Leongatha and surrounding areas.

Cheers

Ruth Burleigh



RANCE Bert

Bert passed away on the 30th of March 2024 at the age of 94.

Bert joined the Warragul Camera Club in 1981, during his time in the club he held the position of historian and print steward for our National.

He was a dedicated member and always willing to assist in whatever way he could, a tireless worker behind the scenes.

With his warm and friendly personality, he was a brilliant meet and greet person to possible new members making sure he introduced them to a likeminded member to mentor them along. Never missing meetings until much later in life when he became a resident of Fair View Village, even then for some time he would rock up to club rooms on his four wheeled motorized scooter.

Bert's work as a freelance photographer for the Warragul Drouin Gazette kept him very busy his love for this work was so great he had his own radio system to alert him of any incidents like fires or accidents etc., quite often he would beat the fire brigade to a fire. He was highly respected amongst the emergency response people.

He will live on in the memories of those that knew him. Such a lovely man.

This picture was taken when he carried the Olympic torch through Warragul.

Thank you to all our generous sponsors!

The Warragul Camera Club appreciates the continued support of all our sponsors for this Newsletter and for the National Competition and Exhibition.


The competition and exhibition would not be possible without their support, and we



B Bendigo Bank

Community Bank
Drouin & District






Hahnemühle



Louise Sedgman
 PHOTOGRAPHY

EDUCATION AND PORTRAITURE

WWW.LOUISEEDGMANPHOTOGRAPHY.COM.AU

THE  **SHOT HOUSE**

COFFEE BAR • BEANERY • EQUIPMENT

Shop 2
 Village Walk
 Yarragon Vic 3823

Open 7 Days
0461 318 530
 theshotthouse@outlook.com

IN2 FRAMES

- Quality Australian made picture frames
- Ready-made standard sizes and custom framing
- Acid free mat board in standard and custom sizes
 - 3mm or 5mm standard acid free and adhesive foam core

10% discount to all Camera Club Members
Mon-Thu 7:30am – 4:30pm
Fri 7:30am – 11:30am

36 Phoenix Street, Warragul Vic 3820
 P: 03 5623 2885
 sales@in2frames.com.au
 www.in2frames.com.au

homegrown
 DESIGN | PHOTOGRAPHY | PRINT

Jo & Simon Griffin

☎ (03) 5625 1138 | 0419 501 522
 ✉ info@homegrowndesign.com.au
 📍 15 Monica Drive Drouin VIC 3818

www.homegrowndesign.com.au

bruce langdon design

Bruce Langdon Design
 51 Gibson Road
 Warragul, Vic 3820
 0418 595 080
 bruce@brucelangdon.com.au

Providing the following services:-

- Graphic Design
- Logos/Branding
- Website Design
- Web Hosting
- Advertising Design
- Photography
 - commercial
 - portrait
 - promotional
- Business Cards
- Letterheads
- Docket Books
- With Compliments
- Envelopes
- Flyers
- Brochures
- Posters
- Notepads
- Postcards
- Gift Vouchers
- Presentation Folders
- Rubber Stamps
- Booklets
- Annual Reports
- Magnets



Laurie Collins Sculpture Garden
 and Red Tree Gallery

420 Main Jindivick Rd Jindivick

Always open


56285224

www.lauriecollins.com.au

hockingstuart

Vin Quirk
 Director & Licensed Estate Agent
 0417 350 720
vin.quirk@hockingstuart.com

66 Queen Street, Warragul
 03 5623 6062
hockingstuart.com

 **unleash your CAMERA**

Photography Workshops

Email Russell or Bruce: hello@unleashyourcamera.com.au
www.unleashyourcamera.com.au